

All Contest rules and regulations from the 2018 T.E.C.A. Constitution and Bi-Laws and the 2018 WGI Rule Book will be followed

Check In

The check in table will be located at the front entrance of the school. Performers must show the Check-in representative that their **equipment is correctly padded and taped**. All props performance shoes and equipment must be padded and taped according to the TECA and WGI rule book.

Guard Crew and Staff admission

Performing members and crew members will need to check in at the Check in table prior to warm-up. Admission will be given to performers, 1 director, and 10 crew members.

Admission for spectators

Students \$3.00

Adults \$5.00

Concession stands

There will be a concession stand for this contest, in the foyer of the Gymnasium.

PLEASE NO OUTSIDE FOOD OR DRINK INSIDE THE SCHOOL

Mall Area/ Color-guard Area

Tables will be set up for each competing unit. Props and floors and larger equipment may be stored in the Mall area against the wall (between C-F buildings).

The Mall and cafeteria areas are traffic areas only!!! Students and or staff will **not** be allowed to spin, toss or maneuver equipment inside the building at any time. Students and or staff may be allowed to spin, toss or maneuver equipment in designated area only!

If you need extra equipment warm-up, you may do so **OUTSIDE**.

CONTEST FLOW

Please refer to schedule for the **OFFICIAL** Warm-Up times

Check in will be in the front of the school outside the cafeteria. The body warm-up will take place in the Dance Hall, (*located across from the band hall*). Units may stretch or do a body run through only. **NO** equipment shall be utilized during this segment of the official warm-up time.

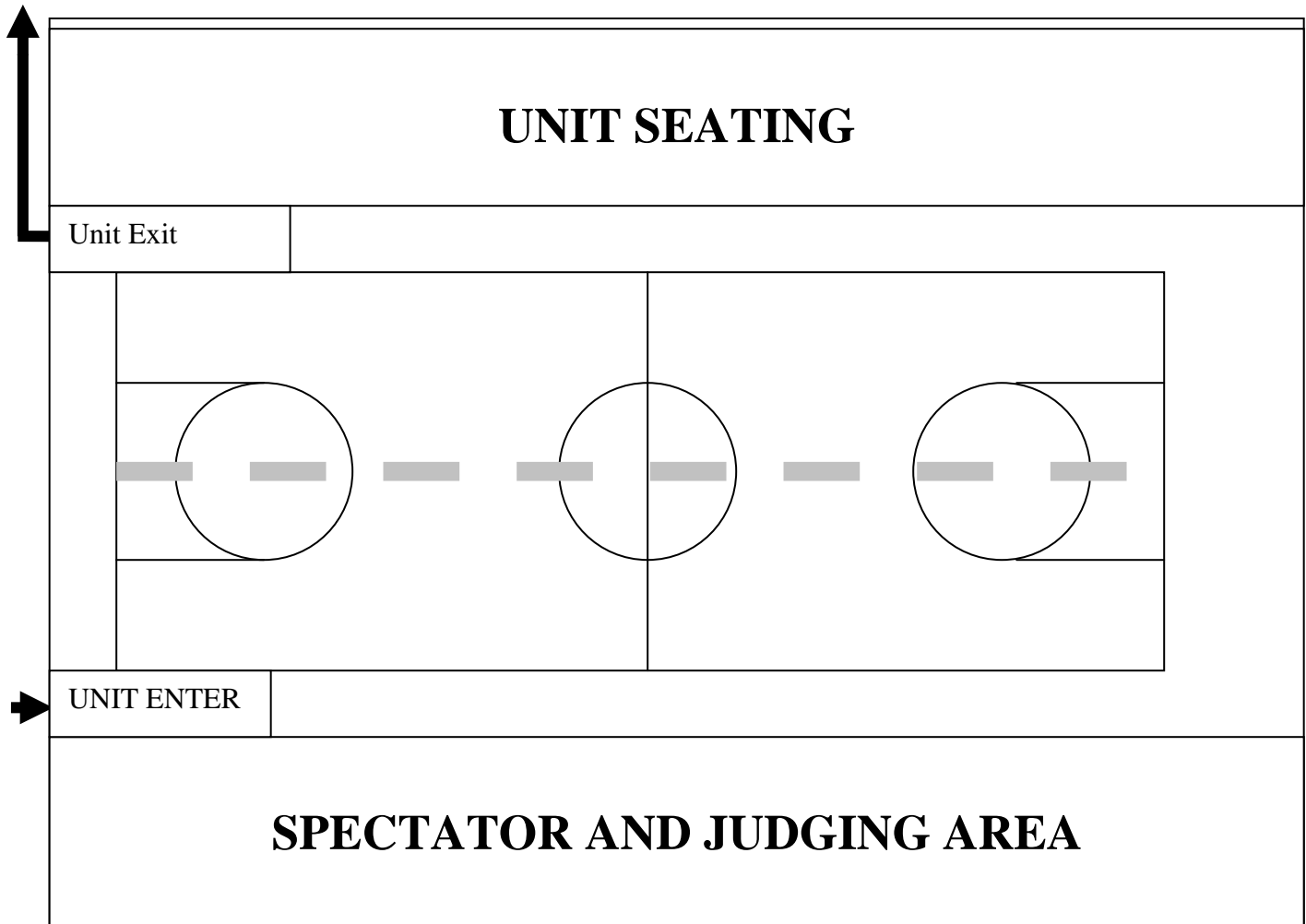
After body warm-up, your unit will be escorted to the band hall for equipment warm-up. A sound system will be made available to you if you need one.

After your equipment warm-up, your unit will be escorted to the performance area. You will be placed in holding until your official set-up and performance time starts.

In case of inclement weather, the band hall will be used for percussion warm ups.

WE WILL BE UTILIZING A HORIZONTAL CENTER LINE FLOW FOR THE PERFORMANCE AREA.

From the audience perspective you will enter from the Front side one (left) and exit back side one left, and proceed out the exit doors (north) directly to the floor folding area, or mall area where you may then return to the cafeteria.



Post Performance

After you exit the performance area, please make sure and put away all equipment in buses and trucks, percussion may use floor folding area to load. *Please be courteous to other units if using this space to load.*

Captains will need to start their line-up in the small gym after the last classification of the evening. Retreat will follow the last performing group.

Directions to United High School

2811 United Ave. Laredo, Texas 78045

From San Antonio

Take Interstate 35 South to Laredo and Exit #9 Loop 20 Bob Bullock Lp.

Proceed on access road to light and turn left

Turn left at 2nd light International Blvd

Proceed to United Ave turn left and enter the parking lot at the very end of the street. This is the front of the school which faces north

From the Valley

(HWY 359, or Hwy 83) to Loop 20 Bob Bullock Lp.

Turn right heading North on Bob Bullock Lp

Turn Right on International Blvd

Proceed to United Ave and turn left, the front of the school faces North

From Corpus Christi

(Hwy 59) to Loop 20 Bob Bullock Lp.

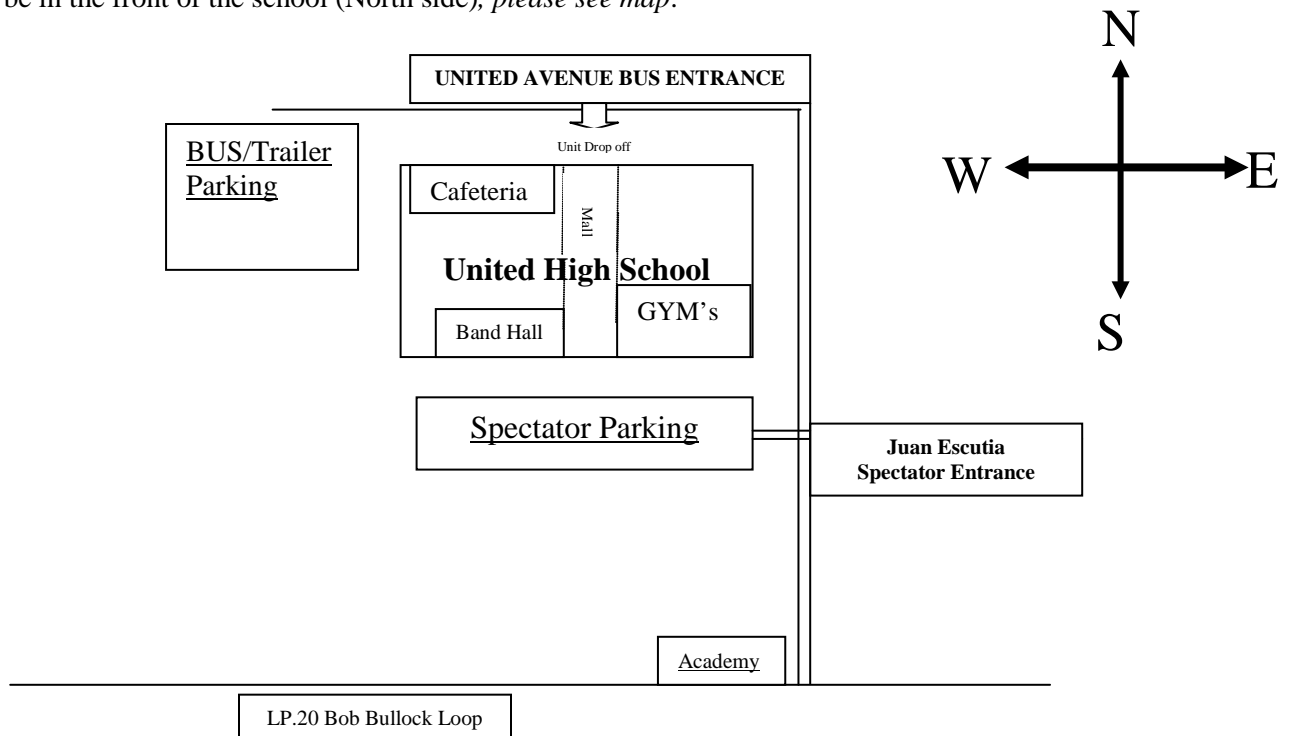
Turn right heading North on Bob Bullock Lp.

Turn Right on International Blvd

Proceed to United Ave and turn left, the front of the school faces North

Spectator parking will be in the back (South side) of the school, which is closest to the Gym.

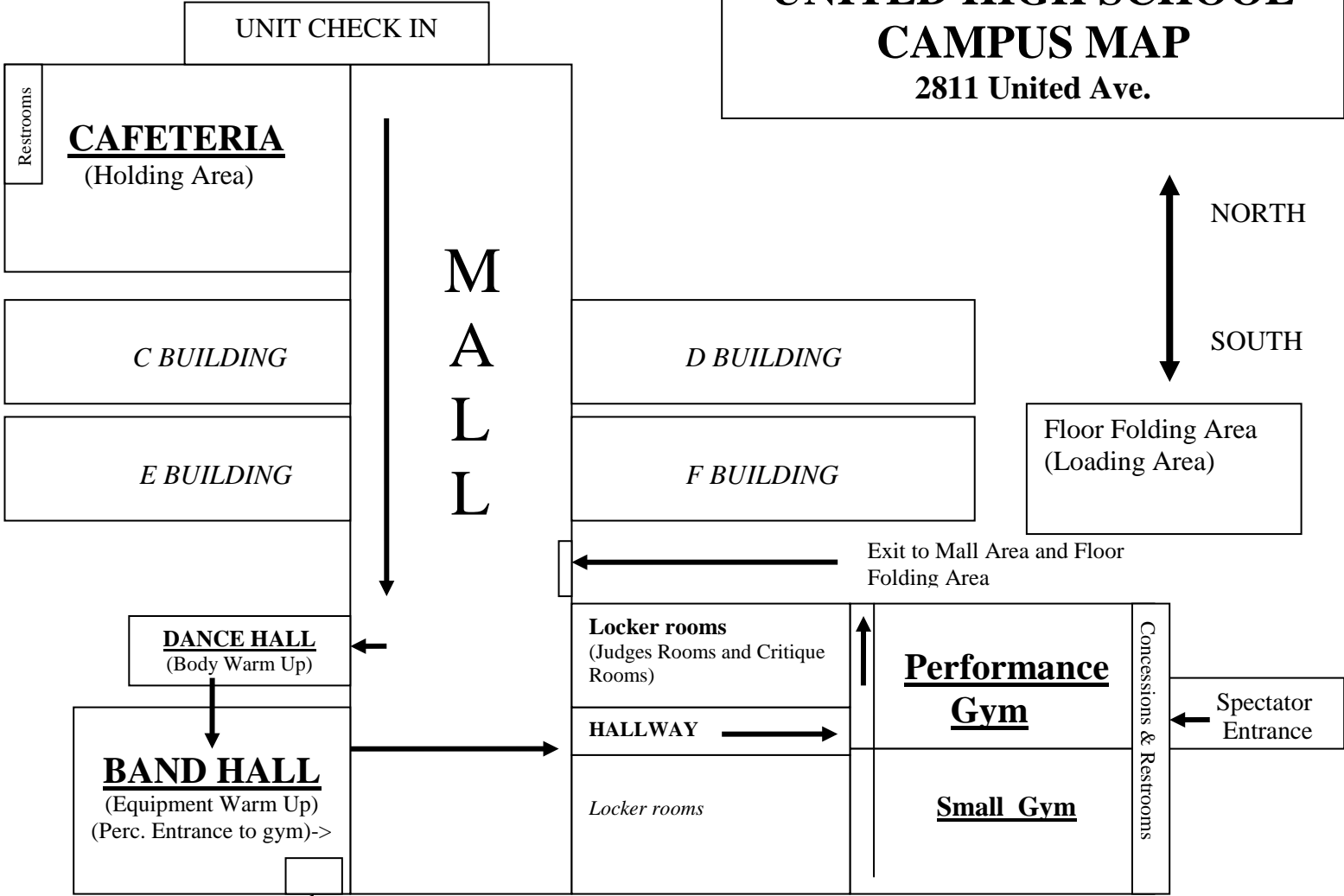
Unit Parking will be in the front of the school (North side), *please see map.*



**UNITED HIGH SCHOOL
CAMPUS MAP
2811 United Ave.**

Bus and
Trailer
Parking

**Band Practice
Field**
(Percussion Warm
Up Area)



Through the outside/garage door

Spectator Parking